



Pneumatic Cylinders

***Cartridge Cylinders
Series P1G***


*Catalogue PDE2571TCUK-ul
June 2007*




Cartridge Cylinder - P1G

Features	Air cylinder	Hydraulic cylinder	Electro mechanical actuators
Overload safe	***	***	*
Easy to limit force	***	***	*
Easy to vary speed	***	***	*
Speed	***	**	**
Reliability	***	***	***
Robustness	***	***	*
Installation cost	***	*	**
Ease of service	***	**	*
Safety in damp environments	***	***	*
Safety in explosive atmospheres	***	***	*
Safety risk with electrical installations	***	***	*
Risk of oil leak	***	*	***
Clean, hygienic	***	**	*
Standardised measurements	***	***	*
Service life	***	***	*
Hydraulic system required	***	*	***
Weight	***	**	**
Purchase price	***	**	*
Power density	**	***	*
Noise level during operation	**	***	**
High force for size	**	***	*
Positioning possibilities	*	***	***
Total energy consumption	*	**	***
Service interval	*	**	***
Compressor capacity required	*	***	***


* = good, **=average, ***=excellent



Important
 Before attempting any external or internal work on the cylinder or any connected components, make sure the cylinder is vented and disconnect the air supply in order to ensure isolation of the air supply.



Note
 All technical data in this catalogue are typical data only.
 Air quality is essential for maximum cylinder service life (see ISO 8573).



WARNING

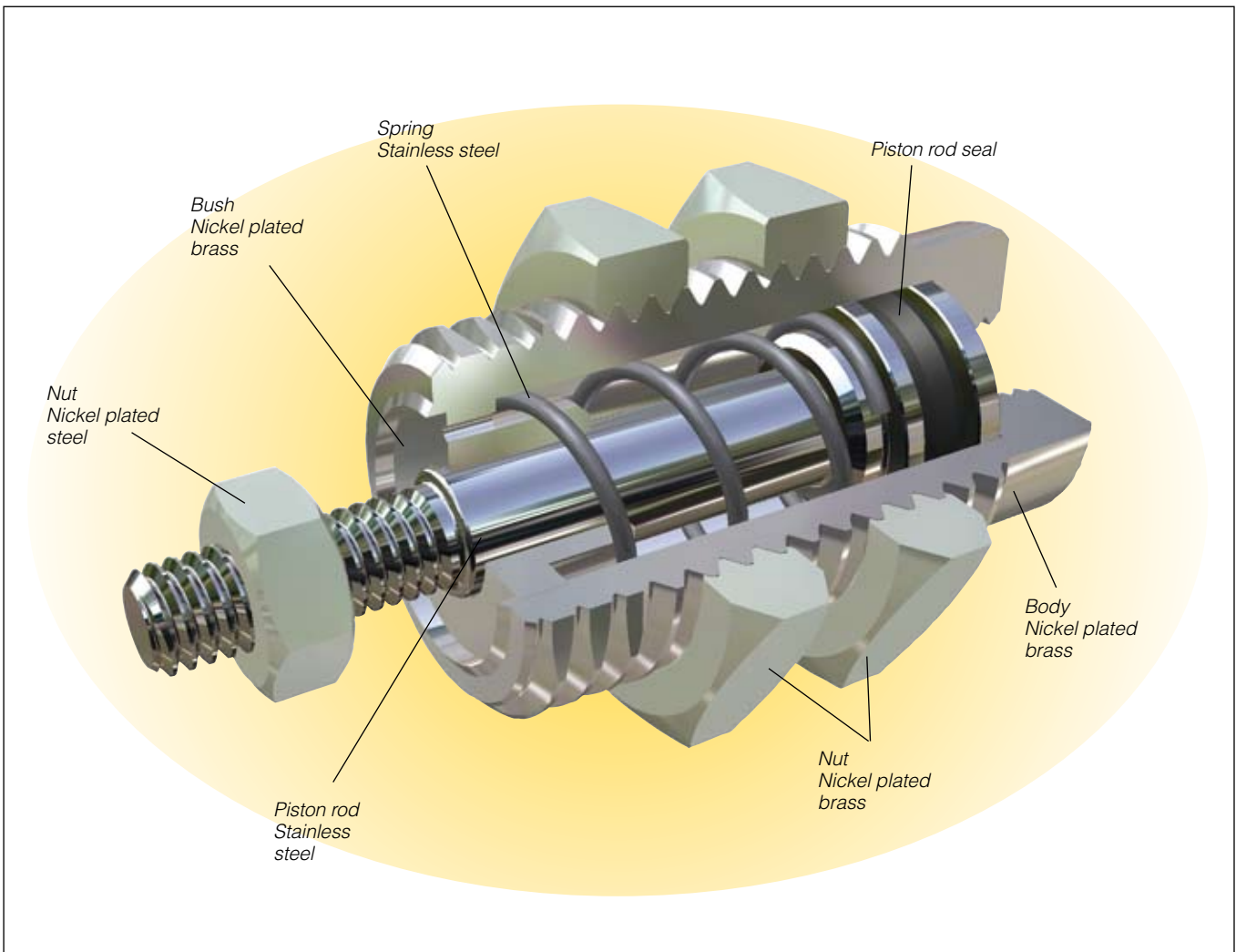
FAILURE OR IMPROPER SELECTION OR IMPROPER USE OF THE PRODUCTS AND/OR SYSTEMS DESCRIBED HEREIN OR RELATED ITEMS CAN CAUSE DEATH, PERSONAL INJURY AND PROPERTY DAMAGE.

This document and other information from Parker Hannifin Corporation, its subsidiaries and authorized distributors provide product and/or system options for further investigation by users having technical expertise. It is important that you analyze all aspects of your application and review the information concerning the product or system in the current product catalog. Due to the variety of operating conditions and applications for these products or systems, the user, through its own analysis and testing, is solely responsible for making the final selection of the products and systems and assuring that all performance, safety and warning requirements of the application are met. The products described herein, including without limitation, product features, specifications, designs, availability and pricing, are subject to change by Parker Hannifin Corporation and its subsidiaries at any time without notice.

SALE CONDITIONS

The items described in this document are available for sale by Parker Hannifin Corporation, its subsidiaries or its authorized distributors. Any sale contract entered into by Parker will be governed by the provisions stated in Parker's standard terms and conditions of sale (copy available upon request).

Contents	Page
Cartridge cylinder P1G.....	4
Cylinder forces	5
Working medium, air quality	5
Material specification	5
Additional data	5
Order key.....	6
Single-acting spring return.....	6
Dimensions.....	7

Cartridge Cylinder - P1G**Cartridge cylinder P1G**

P1G cartridge cylinders are the perfect solution for compact installation requirements. The cylinders are fully threaded on the outside, allowing them to be screwed into bores in tools, machine stands, etc. This means they require no additional space—instead they virtually disappear into the machine/equipment. They are designed for a long service life, and for non-lube

operation. P1G cylinders are made of a material that allows them to be used in applications requiring a high level of corrosion resistance. They are all single acting, and are available with 6, 10 and 16 mm bore sizes. Each of the P1G cylinders is available with a choice of stroke length: 5, 10 or 15 mm. P1G cylinders are supplied complete with one piston rod nut and two lock nuts for easy installation.

Cartridge Cylinder - P1G

Cylinder forces

Indicated cylinder forces are theoretical and should be reduced according to the working conditions.

Order code	Theoretical piston force at 6 bar		Spring retraction	
	Nmax	Nmin	Nmax	Nmin
Single acting, spring return				
P1G-S006SS-0005	15,0	12,9	3,7	1,6
P1G-S006SS-0010	14,9	12,7	3,9	1,6
P1G-S006SS-0015	15,0	12,7	3,9	1,6
P1G-S010SS-0005	38,8	34,6	11,6	7,4
P1G-S010SS-0010	40,2	34,2	12,5	6,0
P1G-S010SS-0015	39,4	33,4	12,8	6,8
P1G-S016SS-0005	109,6	108,8	9,5	8,4
P1G-S016SS-0010	104,4	100,3	10,7	8,4
P1G-S016SS-0015	104,4	100,3	10,7	7,4

Material specification

Piston/Piston rod	Stainless steel
Cylinder housing	Nickel plated brass
Piston rod bearing/	
Front end cover	Nickel plated brass
Cylinderhus	Nickel plated brass
Piston seal, Ø6	Nitrilgummi NBR
Piston seal, Ø10 and 16	Polyurethane
Return spring	Stainless steel
Piston rod nut	Nickel plated steel
Mounting nut	Nickel plated brass

Spare part = new cylinder

Working medium, air quality

Working medium Dry, filtered compressed air to ISO 8573-1 class 3.4.3.

Recommended air quality for cylinders

For best possible service life and trouble-free operation, ISO 8573-1 quality class 3.4.3 should be used. This means 5 µm filter (standard filter) dew point +3 °C for indoor operation (a lower dew point should be selected for outdoor operation) and oil concentration 1.0 mg oil/m³, which is what a standard compressor with a standard filter gives.

ISO 8573-1 quality classes

Quality class	Pollution		Water max. press. dew point (°C)	Oil max concentration (mg/m ³)
	particle size (µm)	max concentration (mg/m ³)		
1	0,1	0,1	-70	0,01
2	1	1	-40	0,1
3	5	5	-20	1,0
4	15	8	+3	5,0
5	40	10	+7	25
6	-	-	+10	-




Additional data

Working pressure	max	7 bar
	min	2 bar
Working temperature	max	+80 °C
	min	-20 °C

Prelubricated, further lubrication is not normally necessary. If additional lubrication is introduced it must be continued.

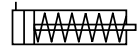
Cartridge Cylinder - P1G

Order key

P1G	-	S	016	S	S	-	0005															
Cylinder bore mm			Cylinder type / function		Sealing material		Sealing material															
<table border="1"> <tr><td>006</td></tr> <tr><td>010</td></tr> <tr><td>016</td></tr> </table>			006	010	016	<table border="1"> <tr> <td>S</td> <td></td> <td>Single-acting, spring return for retract stroke</td> </tr> </table>		S		Single-acting, spring return for retract stroke	<table border="1"> <tr> <td>S</td> <td>Standard, -20 °C to +80 °C</td> </tr> </table>		S	Standard, -20 °C to +80 °C	<table border="1"> <tr> <td>0005</td> <td>5</td> </tr> <tr> <td>0010</td> <td>10</td> </tr> <tr> <td>0015</td> <td>15</td> </tr> </table>		0005	5	0010	10	0015	15
006																						
010																						
016																						
S		Single-acting, spring return for retract stroke																				
S	Standard, -20 °C to +80 °C																					
0005	5																					
0010	10																					
0015	15																					



Single-acting spring return

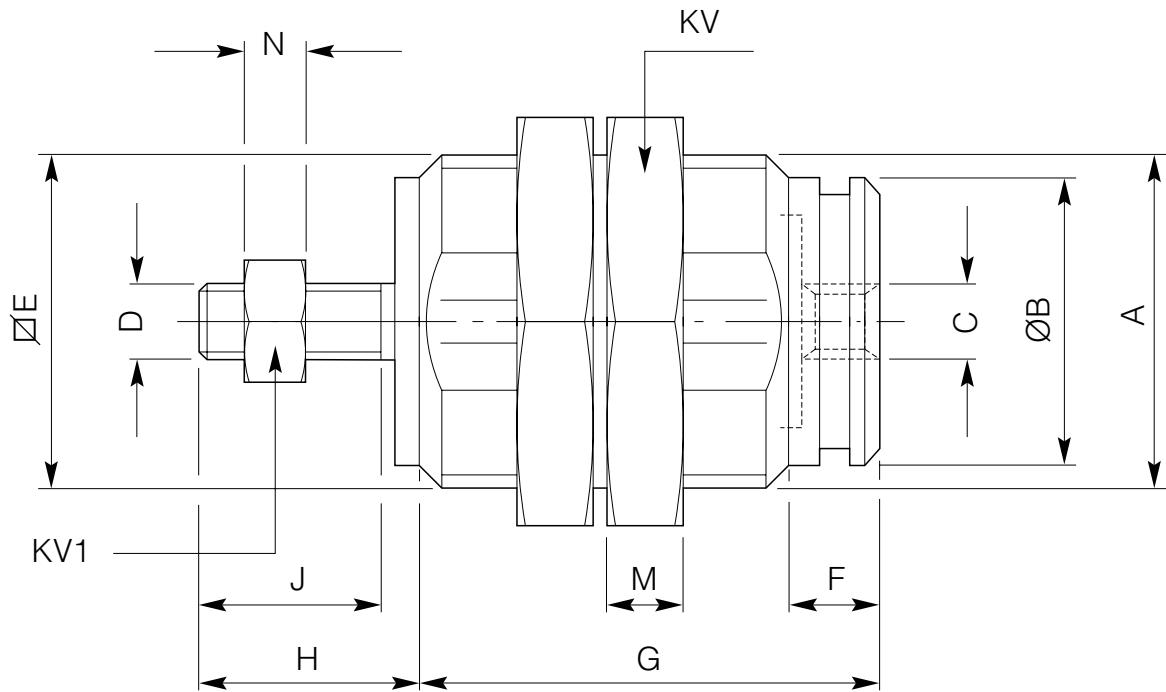


Cyl.bore mm	Stroke mm	Weight g	Order code
6 Conn. M5	5	10	P1G-S006SS-0005
	10	13	P1G-S006SS-0010
	15	15	P1G-S006SS-0015
10 Conn. M5	5	27	P1G-S010SS-0005
	10	32	P1G-S010SS-0010
	15	36	P1G-S010SS-0015
16 Conn. M5	5	70	P1G-S016SS-0005
	10	78	P1G-S016SS-0010
	15	87	P1G-S016SS-0015

Cylinders are supplied complete with two mounting nuts and one piston rod nut.

Cartridge Cylinder - P1G

Dimensions



Cylinder bore	A	ØB	C	D	E	F	G			H	J	KV	KV1	M	N
	mm	mm	mm	mm	mm	mm	5 ¹⁾ mm	10 ¹⁾ mm	15 ¹⁾ mm	mm	mm	mm	mm	mm	mm
6	M10x1	8,5	M5	M3x0,5	9	5	19,5	26,5	33,5	8	8	14	5,5	3	2,4
10	M15x1,5	12	M5	M4x0,7	14	7	23	29,5	36,5	10,5	10,5	19	7	4	3,2
16	M22x1,5	19	M5	M5x0,8	20	6	27	32	37	13	12	27	8	5	4

1) Stroke length in mm



Caution

Avoid side loads on the piston rod
 Avoid loading the piston rod during retraction
 Do not operate the cylinders with excessive inertia.

www.parker.com

Pneumatic Division Sales Offices

Austria - Wr.Neustadt
Tel: +43 2622 23501
Fax: +43 2622 66212

Norway - Langhus
Tel: +47 6491 1000
Fax: +47 6491 1090

Belgium - Nivelles
Tel: +32 67 280 900
Fax: +32 67 280 999

Poland - Warsaw
Tel: +48 22 573 24 00
Fax: +48 22 573 24 03

**Czech & Slovak
Republics - Klecany**
Tel: +420 284 083 111
Fax: +420 284 083 112

**Portugal - Leça da
Palmeira**
Tel: +351 22 999 7360
Fax: +351 22 996 1527

Denmark - Ballerup
Tel: +45 43 560400
Fax: +45 43 733107

Romania - Bucharest
Tel: +40 21 252 1382
Fax: +40 21 252 3381

Finland - Vantaa
Tel: +358 9 4767 31
Fax: +358 9 4767 3200

Russia - Moscow
Tel: +7 095 234 0054
Fax: +7 095 234 0528

France - Contamine
Tel : +33 4 50 25 80 25
Fax : +33 4 50 03 67 37

Slovenia - Novo mesto
Tel: +386 7337 6650
Fax: +386 7337 6651

Germany - Kaarst
Tel: +49 2131 4016-0
Fax: +49 2131 4016-9199

Spain - Madrid
Tel: +34 91 675 7300
Fax: +34 91 675 7711

Greece - Athens
Tel: +30 210 933 6450
Fax: +30 210 933 6451

Sweden - Spånga
Tel: +46 (0) 8 5979 5000
Fax: +46 (0) 8 5979 5120

Hungary - Budapest
Tel: +36 1 220 4155
Fax: +36 1 422 1525

Switzerland - Bolligen
Tel: +41 31 917 18 50
Fax: +41 31 917 18 59

Ireland - Dublin
Tel: +353 1 4666370
Fax: +353 1 4666376

Turkey - Istanbul
Tel: +90 212 482 91 06
Fax: +90 212 482 91 10

Italy - Corsico, Milan
Tel: +39 02 4519 21
Fax: +39 02 4479 340

UK - Warwick
Tel: +44 1926 317 878
Fax: +44 1926 317 855

Netherlands - Oldenzaal
Tel: +31 541 585000
Fax: +31 541 585459

Ukraine - Kiev
Tel: + 380 44 220 7432
Fax: + 380 44 220 6534



Parker Hannifin plc
Pneumatic Division,
Walkmill Lane, Bridgtown,
Cannock, Staffs. WS11 0LR
United Kingdom

We reserve the right to make alterations without prior notification.